





Starting SOFO compressor:



1. Check that the main disconnect, located on the left-hand side when you enter the container, is ON. If it is not, please turn it ON. Pull the lever from **OFF to ON**




2. Press the START button on the compressor. Please listen and make sure the compressor is running properly.



3. Inside the compressor, for the wintertime, there is a radiator. Please unplug the radiator once the compressor started and is functioning properly. (The power cord for the radiator is plugged in the power socket located on the left-hand side when you enter the container)


Stopping SOFO compressor:



1. Press the STOP button on the compressor and make sure the compressor is turning off



2. Inside the compressor, for the wintertime, there is a radiator. Please plug in the radiator. (The power cord for the radiator is plugged in the power socket located on the left-hand side when you enter the container)



3. If the compressor is not going to work for a longer period of time, please turn off the main disconnect, located on the left-hand side when you enter the container. Pull the lever from ON to OFF